

MOTION SENSOR

MOTION, LIGHT & TEMPERATURE SENSOR



Quick Start Guide



Works with
Apple HomeKit



Scan the code to
read the manual

Support

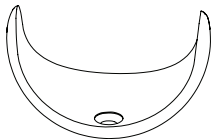
If you need help configuring the FIBARO Motion Sensor, take advantage of our guides and technical manuals available at: manuals.fibaro.com/en/hk-motion-sensor

Package Contents

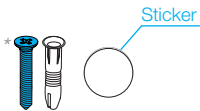
Every Motion Sensor has a unique ID, the HomeKit Setup Code. You will find the setup code on back cover of the Quick Start Guide.



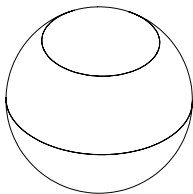
Quick Start Guide,
Quick Manuals,
Warranty Terms



Holder



Mounting parts

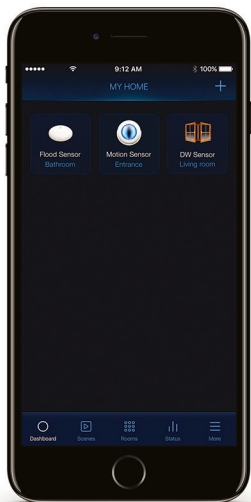


Device

** the mounting screw and a pin are located under the extrusion apparatus*

FIBARO app

Download FIBARO application from the App Store.



homekit.fibaro.com/app



Download on the
App Store

First launch

Step 1

Open the casing by turning the cover counter-clockwise

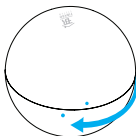


Fig. 1

Step 2

Take off the cover

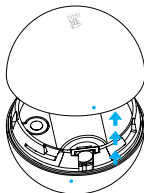


Fig. 2

Step 3

Remove the battery blocker and check if the battery is placed correctly

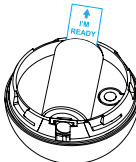


Fig. 3

Step 4

Close the cover by turning it clockwise

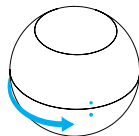


Fig. 4



The device will blink red if it is ready to be paired



By default, the sensor stays breached for 30 seconds after detecting motion.

First launch

Step 5

Open the FIBARO app
and tap Add accessory icon



Step 6

Application will guide you
through the pairing process




Fig. 5

First launch

Step 7

Install the sensor's holder in desired location. Motion Sensor can be mounted using screw or the sticker

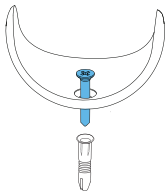


Fig. 6

Step 8

Insert the Motion Sensor in its holder

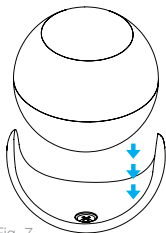


Fig. 7

Resetting the Motion Sensor to factory defaults:

1. Open the cover
2. Press and hold the button

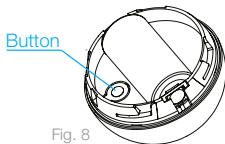


Fig. 8

! After resetting the accessory will blink red — it is ready to be paired again.

3. When the LED glows yellow, release the button
4. Click the button again to confirm



HomeKit Setup Code is needed to securely add accessory to your home. You may need it in case of re-pairing. Remember to keep it in safe place. Nobody but you has a copy. FIBARO cannot recover the HomeKit setup code for you.

Room:

Write down the location of the device.